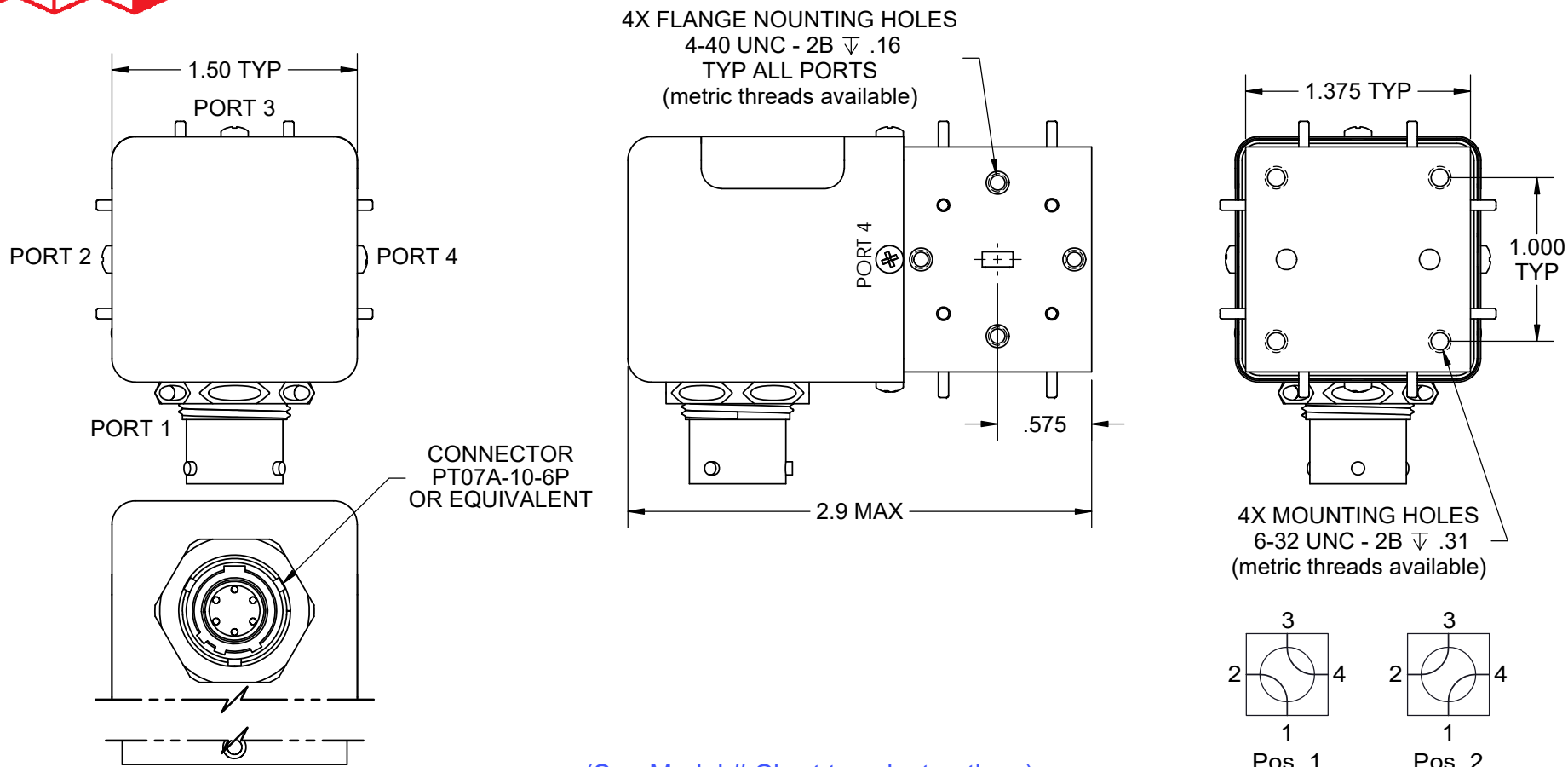




Waveguide Switch - UW Series - WR19



Frequency: 40.0 to 60.0 GHz
 VSWR: 1.15:1 Max.
 Insertion Loss: 0.20 dB Max.
 Isolation: 50 dB Min.

Flange: See Flange Table
 Voltage: See Voltage Table
 Switching Time: 50 mS Max.

Material: Aluminum (RF Assy)
 Finish: Iridite per MIL-DTL-5541

Pressure: 5 PSIG Typ., 15 PSIG Max.
 (RF Head Only)

Drive: Patented Logus Motor

Temp: Operating: -40°C to +85°C
 Non-Operating: -55°C to +100°C

Humidity: 0 to 100%, Fully Weatherized

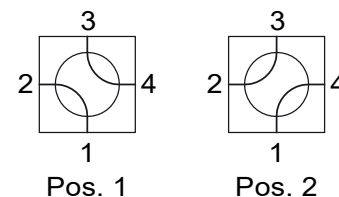
(See Model # Chart to select options)

ELECTRICAL CIRCUIT
OPTIONS
NO INDICATORS
1 SET INDICATORS

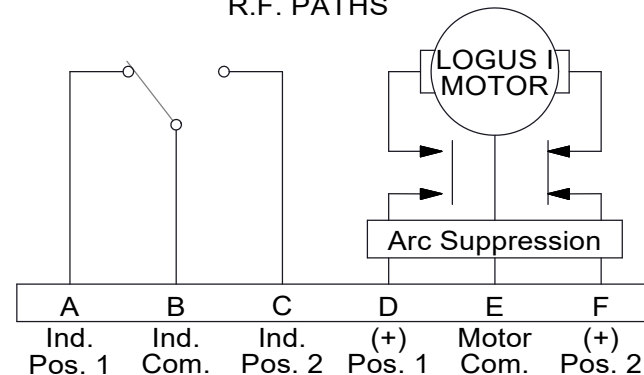
DRIVE
OPTIONS
LATCHING
PULSE
LATCHING
FAILSAFE
TTL

VOLTAGE
OPTIONS
12 VDC
15 VDC
24 VDC
28 VDC
48 VDC
115 VAC

FLANGE
OPTIONS
COVER
GROOVE
CHOKE



R.F. PATHS



LATCHING, SHOWN IN POSITION 1

(See Schematic page for optional Electrical Circuits)