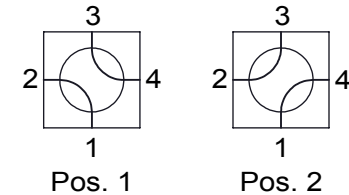
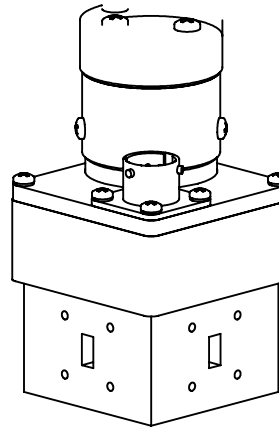
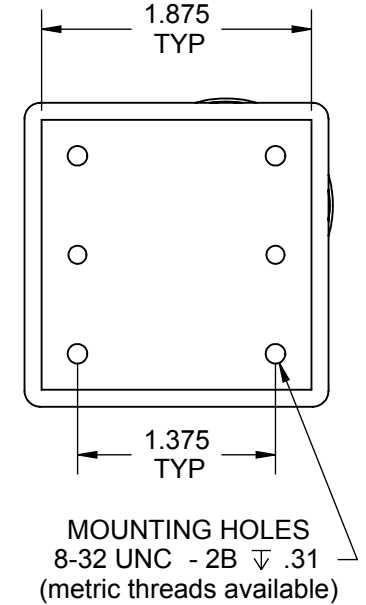
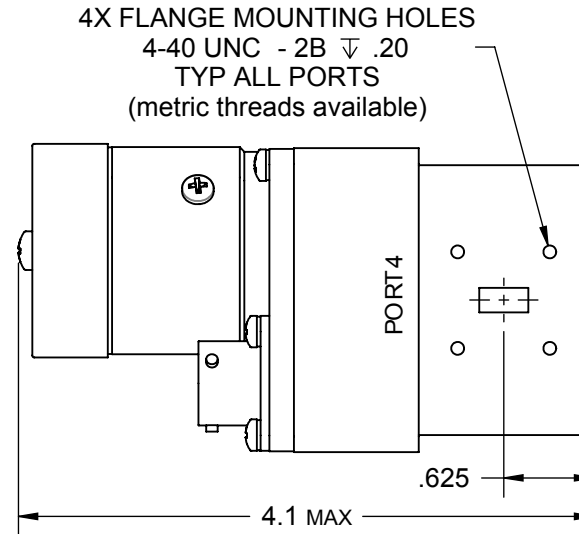
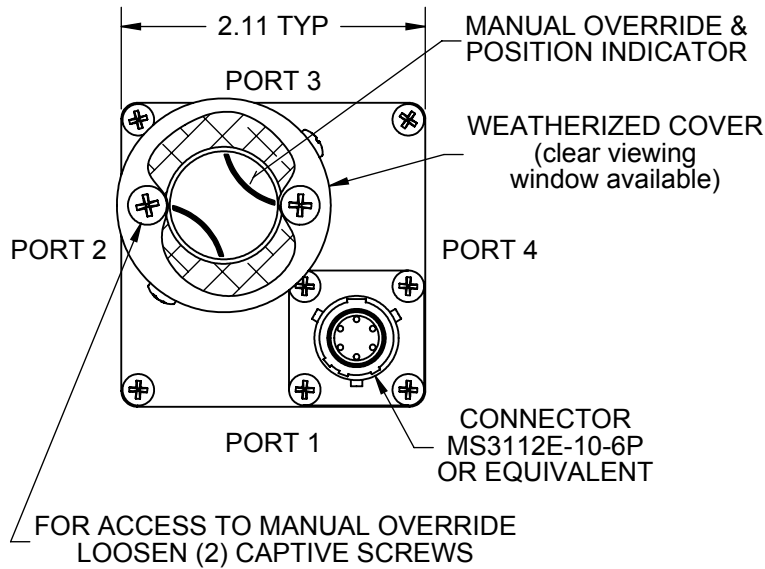




Waveguide Switch - WR34 Series

Rev A



R.F. PATHS

Frequency: 22.0 to 33.0 GHz
VSWR: 1.15:1 Max.
Insertion Loss: 0.15 dB Max.
Isolation: 60 dB Min.

Flange: See Flange Table
Voltage: See Voltage Table
Switching Time: 80 mS Max.

Material: Aluminum (RF Assy)
Finish: Iridite per MIL-C-5541
Paint Dull Black Enamel
Pressure: 30 PSIG (RF Head Only)
Drive: Patented Logus I Motor

Temp: Operating: -40 °C to +85 °C
Non-Operating: -55 °C to +100 °C

Humidity: 0 to 100%, Fully Weatherized
RoHS Available

DRIVE OPTIONS
LATCHING
PULSE LATCHING
FAILSAFE
TTL

VOLTAGE OPTIONS
12 VDC
15 VDC
24 VDC
28 VDC
48 VDC
115 VAC
230 VAC

FLANGE OPTIONS
COVER
GROOVE
CHOKE

